

Innocademy Allegan Academy

Public Act 48 Plan

Mid-Year Goal Reporting

February 15th, 2022

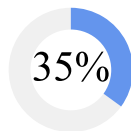


Goal: The median Student Conditional Growth Percentile for students in grades K-8th will be at or above the 50th percentile on NWEA's Measure of Academic Progress for fall-to-winter and fall-to-spring testing periods indicating a minimum of average growth.

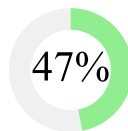
Mathematics

Grade	Fall Norm Target	Fall Median	Winter Norm Target	Winter Median	SCGP
K	139.56	138	150.13	146	23
1	160.05	<10 students	170.18	<10 students	<10 students
2	175.04	168.5	184.07	181.5	60
3	188.48	181.5	196.23	180.5	21.5
4	199.55	200	206.05	206	39.5
5	209.13	<10 students	214.7	<10 students	<10 students
6	214.75	<10 students	219.56	<10 students	<10 students
7	220.21	207.5	224.04	<10 students	<10 students
8	224.92	<10 students	228.12	<10 students	<10 students

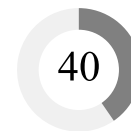
% Meeting Achievement Target



% Meeting Growth Target



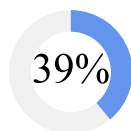
Median SCGP



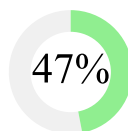
Reading

Grade	Fall Norm Target	Fall Median	Winter Norm Target	Winter Median	SCGP
K	136.65	137.5	146.28	138	17
1	155.93	<10 students	165.85	<10 students	<10 students
2	172.35	159.5	181.2	173	32
3	186.62	170.5	193.9	<10 students	<10 students
4	196.67	202.5	202.5	206	56
5	204.48	<10 students	209.12	<10 students	<10 students
6	210.17	<10 students	213.81	<10 students	<10 students
7	214.2	210	217.09	<10 students	<10 students
8	218.01	<10 students	220.52	<10 students	<10 students

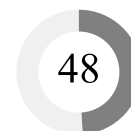
% Meeting Achievement Target



% Meeting Growth Target



Median SCGP



Subgroup Results

	Winter SCGP	
	Math	Reading
All Students	40	48.5
Econ. Disadvantaged	40	48.5
Special Education	79	62
English Learner	<10 students	<10 students
Female	26.5	59
Male	53	44
African-American or Black	<10 students	<10 students
American Indian or Alaska Native	N/A	N/A
Asian	N/A	N/A
Hispanic or Latino	29	58
Multi Racial	<10 students	<10 students
Native Hawaiian or Other Pacific Islander	N/A	N/A
White	54	49
Virtual	N/A	N/A
In-Person	40	48.5

It is important to note that the fall and winter norm targets in this report are taken from NWEA's 2020 Norm Study. This study was completed prior to the COVID-19 pandemic. The pandemic has and continues to impact student instructional time, alter the type of instruction (virtual/remote or in person), and widen the disparity gap. If a norm study was conducted during a pandemic, it would likely yield different targets.